

People
and Furniture 





Seat depth adjustment

Armrest adjustment



PP-LA16028

3-seater + 1,5-seater combi element
+ storage footstool

Storage space: approx. 299 x 243 cm


PLANNING EXAMPLES



U-shape



L-shape



3-seater + 2-seater

*Including
bed function*



Headrest adjustment

Openable

3 SEAT QUALITIES



Cold foam upholstery



Spring core upholstery



Box spring upholstery
for a surcharge

THREAD OPTIONS



Double top-stitched seam
tone on tone



Double top-stitched seam
with contrast threads

FOOT SHAPES



Solid wood foot
Wild oak, oiled



Solid wood foot
heartwood beech



Solid wood foot
antique beech



Metal foot

Holiday at home!



*Headrest
adjustment*

Bed function



PP-LA20014


2.5-seater, 1-seater combi element
+ storage footstool

Storage space: approx. 254 x 224 cm
Reclining surface: approx. 179 x 123 cm

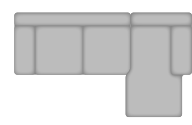
PLANNING EXAMPLES



U-shape



L-shape



3-seater with chaise



Bed box

3 SEAT QUALITIES



Cold foam upholstery



Spring core upholstery



Box spring upholstery
for a surcharge

THREAD OPTIONS



Felled seam
tone on tone



Felled seam
with contrast threads

FOOT SHAPES



Solid wood foot
Wild oak, oiled



Solid wood foot
heartwood beech



Beech wood foot
antique



Metallfuß



Premium headrest

Bed function

Drawer



ZE-EM05002

1,5-seater + storage footstool
+ corner section + 2,5-seater

Storage space: approx. 241 x 259 cm
Reclining surface: approx. 196 x 124 cm

Seat height: 45 or 48 cm
Seat depth: 54 cm

2 SEAT QUALITIES



Cold foam upholstery



Spring core upholstery

FOOT SHAPES



Metal foot, black



Beech wood foot



Reclining back

Enjoy relaxed reclining! Manual back adjustment makes this easy. Even on both sides.





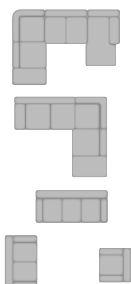
ZE-EM09002

2.5-seater + 1-seater combi element

Storage space: approx. 240 x 200 cm
Reclining surface: approx. 207 x 127 cm

Seat height:
45 or 47 cm
Seat depth: 57 cm

PLANNING EXAMPLES



U-shape

L-shape

3- + 2-seater + armchair

THREAD OPTIONS



Felled seam
tone on tone



Felled seam
with contrast threads



Mix and Match!

Whether simple or extravagant, choose the fabric of your choice in your favourite colour.





Wall Away

Our infinitely adjustable seat lowering mechanism right through to the wall-free relax function.



Design and function



Also available
in leather!

Bed box




ZE-EM16033

Chaise + 2.5-seater +
1.5-seater with storage footstool

Storage space:
approx. 173-209 x 330 x 262 cm

Seat height:
46 or with Boxspring 48 cm
49 or with Boxspring 51 cm


PLANNING EXAMPLES



U-shape



L-shape



3- and 2.5-seater

FOOT SHAPES



Metal foot
aluminium colour



Metal foot
black



Wooden / metal foot

WOOD SHADES



Beech natural



Beech alder



Beech antique



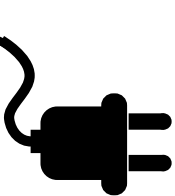
Beech black



Oak bianco



Functional storage



Space with a function. Fold the back-cushion forward in one motion and use it as a place to put drinks and nibbles for a successful box-set binge-watching session. And should you run out of juice... No problem! The socket will provide fresh power.





ZE-EM19088

Chaise + 2.5-seater + trapezoidal corner
+ 2.5-seater

Storage space: approx. 180 - 216 x 338 x 270 cm
Reclining surface: approx. 266 x 124 cm

Seat height: 45 cm or 47 cm
Seat depth: 55 cm


PLANNING EXAMPLES



U-shape



L-shape



3- and 2.5-seater

FOOT SHAPES available in various wood shades



Metal foot, aluminium colour



Metal foot black



Wooden / metal foot



MP-IN20110

3-seater + chaise longue

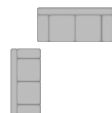
Storage space: approx. 276 x 178 cm
Reclining surface: approx. 238 x 135 cm

Seat height: 45 cm
Seat depth: 68 cm

PLANNING EXAMPLES



U-shape



3- + 2-seater





Be trendy!

Dare to choose your sofa in the trendy corduroy. The super soft cover fabric in retro look invites you to cuddle. Convince yourself!



Look 1



MP-RS18073

Armchair

Seat heights:
43, 45 or 47 cm

Seat depth: 53 cm

FOOT SHAPES

-  Swivel base, stainless steel colour
-  Swivel base, chrome
-  Wooden swivel base
-  Star foot, aluminium-chrome-coloured
-  Star foot, aluminium black
-  Metal foot, black

WOOD SHADES

-  Beech natural
-  Beech antique
-  Beech black
-  Oak bianco

Look 2



rotate

Relax function

The back sinks down with just slight body pressure, with the leg support lifting automatically. The optimal position for relaxing.

